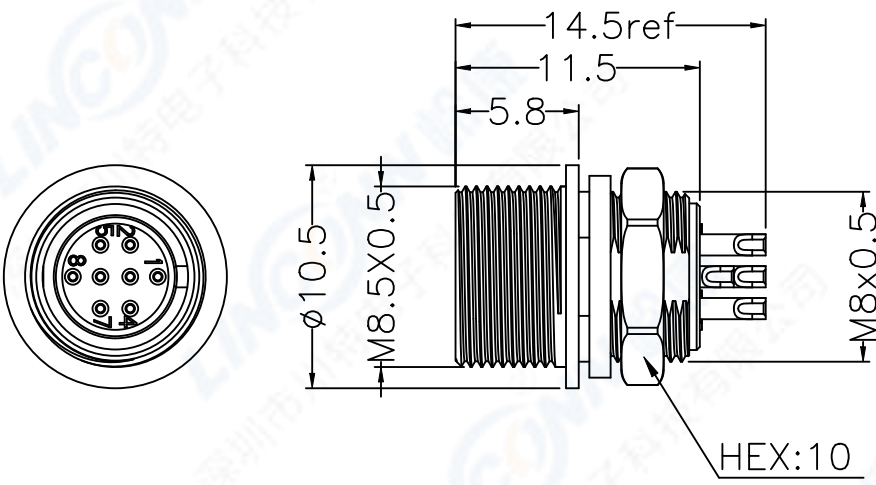


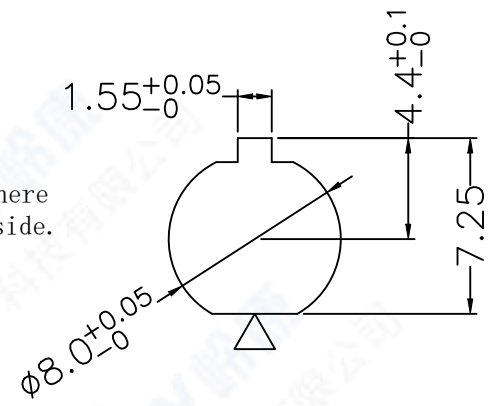
A B C D E F G H I J

ECN	REV	DESCRIPTION	DATE	APPROVED



Recommended mounting hole

Mounting hole dimension shown here is tight by hexagon nut from back side.



Shell size	7 size		
Contact arrangement			
NO. of pins	4	6	8
Withstand voltage	100V AC for 1minute		
Current capacity	1A		
Contact resistance	30mΩ		

Part number

GL25-7TR-8S*

Model:Indicates the HR25 Series

Shell size:Indicates the outer diameter of the engaging portion of the Plug

Classification of lock mechanism:Indicated as described below
T:Screw lock system No symbol:Push-pull lock system

Classification of shell P:Plug J:Jack R:Receptacle

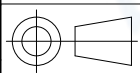
Number of contacts

Form of contacts:As described below
P:Male contacts S:Female contacts

Type of contacts:The wiring system used or the type of contacts are classified in alphabetical order:

Example None:Solder termination
C:Crimp-style contacts
A:PCB dip termination

5	母针/Female pin: 磷铜镀金/Phosphor copper,gold plated
4	绝缘体/Insulator:PA66+GF, Black
3	垫圈/Locking washer: 不锈钢/Stainless Steel
2	六角螺母/Hexagonal nut: 黄铜镀镍/Brass,Nickel plated
1	外壳/Shell:锌合金镀镍/Zinc alloy Nickel Plated
ITEM	SPECIFICATION



SHEET	DIMENSION
1 OF 1	MM
DWG NO.	REV.
GL25	A0

TOLERANCES ARE:	
DECIMALES	ANGLES
· X± 0.3	±
· XX± 0.15	
APPROVALS	DATE
APPROVED:	
CHECKED:	
CHECKED:	
DRAWN:	

TITLE: Receptacle(Solder type)	
PART NO. GL25-7TR-8S	REV. *
LINCONN Linconn Elc Tech Co.,LTD	

A B C D E F G H I J