

Part number GL25- 9 T J -12 S

Model:Indicates the HR25 Series

Shell size:Indicates the outer diameter of the engaging portion of the Plug

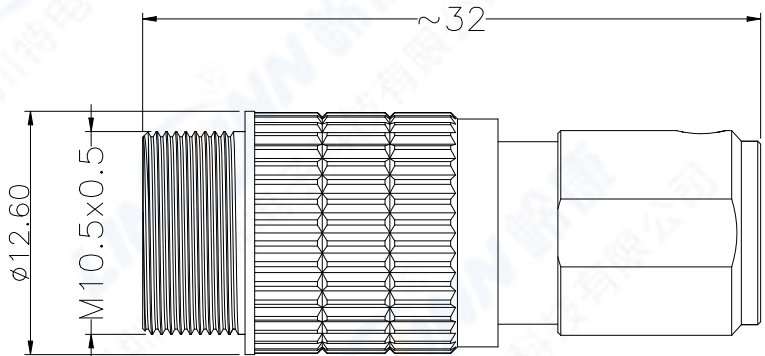
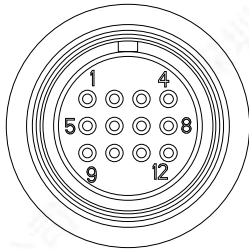
Classification of lock mechanism:Indicated as described below
T:Screw lock system No symbol:Push-pull lock system

Classification of shell P:Plug J:Jack R:Receptacle

Number of contacts

Form of contacts:As described below
P:Male contacts S:Female contacts

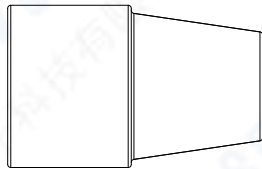
Shell size	9 size		
Contact arrangement			
NO. of pins	12	16	20
Withstand voltage	100V AC for 1minute		
Current capacity	1A		
Contact resistance	30mΩ		



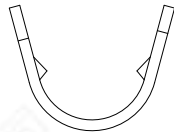
7	护套/Bushing: PTE Black
6	线夹/Collet:黄铜Brass
5	螺丝/Screw:碳钢发黑/Steel black
4	母针/Female pin: 磷铜镀金/Phosphor copper,gold plated
3	绝缘体/Insulator:PA66+GF, Black
2	外壳/Body:黄铜镀镍/Brass Nickel Plated
1	外壳/Socket Shell:锌合金镀镍/Zinc alloy Nickel Plated
ITEM	SPECIFICATION

	SCALE
	F
	SHEET
	1 OF 1
DWG NO.	GL25
REV.	A0

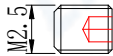
附件/Accessories



护套/Bushing



线夹/Collet



螺丝/Screw

TOLERANCES ARE: DECIMALES · X± · XX±		ANGLES ±		TITLE: Plug(Solder type)	
APPROVALS		DATE		PART NO. GL25-9TJ-xxS	REV. *
APPROVED:				<div>LINCONN Linconn Elc Tech Co.,LTD</div>	
CHECKED:					
CHECKED:					
DRAWN:		pengsen 08/12/2022			